



Digital Literacy

GO 4 Schools Using the APP

2024-2025

Commitment, **O**ppportunity, **R**espect & **E**xcellence
for all and in all that we do

Steps for Students to set up a new password for the G4S APP

To use the G4S APP, students must use their school email address and then must set a new password.

The following steps will help students to be able to set up their password to access the G4S APP.

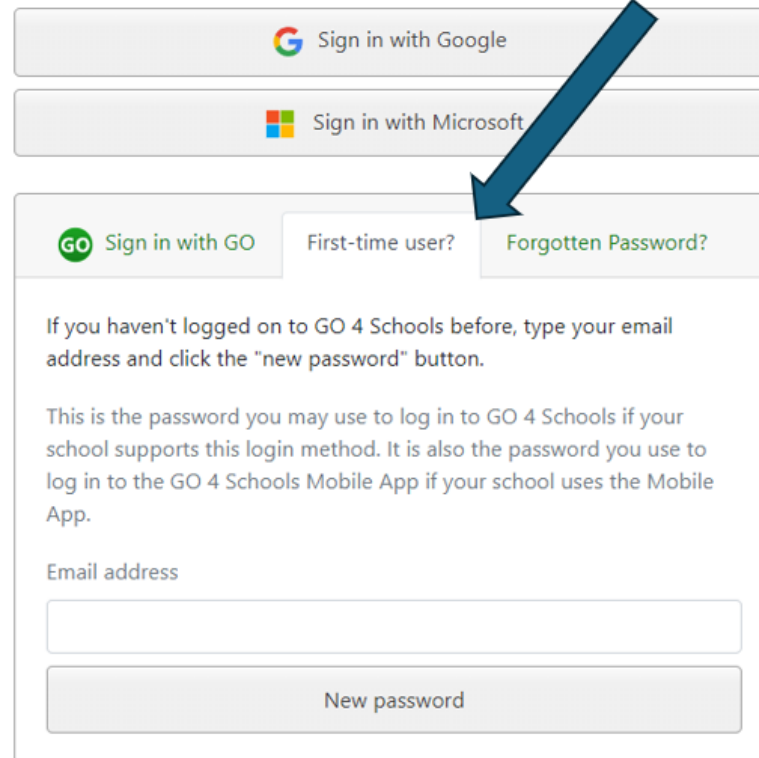
1. Go to the [North Leamington School Website](#) and click on the G4S Link which can be found as an icon at the top on the right hand side.



2. Click on 'First Time User' to see this screen

Sign in

Please note that not all login methods are supported by all schools.



Sign in with Google

Sign in with Microsoft

GO Sign in with GO

First-time user? Forgotten Password?

If you haven't logged on to GO 4 Schools before, type your email address and click the "new password" button.

This is the password you may use to log in to GO 4 Schools if your school supports this login method. It is also the password you use to log in to the GO 4 Schools Mobile App if your school uses the Mobile App.

Email address


New password


Commitment, Opportunity, Respect & Excellence
for all and in all that we do


3. Next, students add their **student school email address** and click on **New Password**.

Sign in

Please note that not all login methods are supported by all schools.


 Sign in with Google

 Sign in with Microsoft

 Sign in with GO [First-time user?](#) [Forgotten Password?](#)

If you haven't logged on to GO 4 Schools before, type your email address and click the "new password" button.

This is the password you may use to log in to GO 4 Schools if your school supports this login method. It is also the password you use to log in to the GO 4 Schools Mobile App if your school uses the Mobile App.

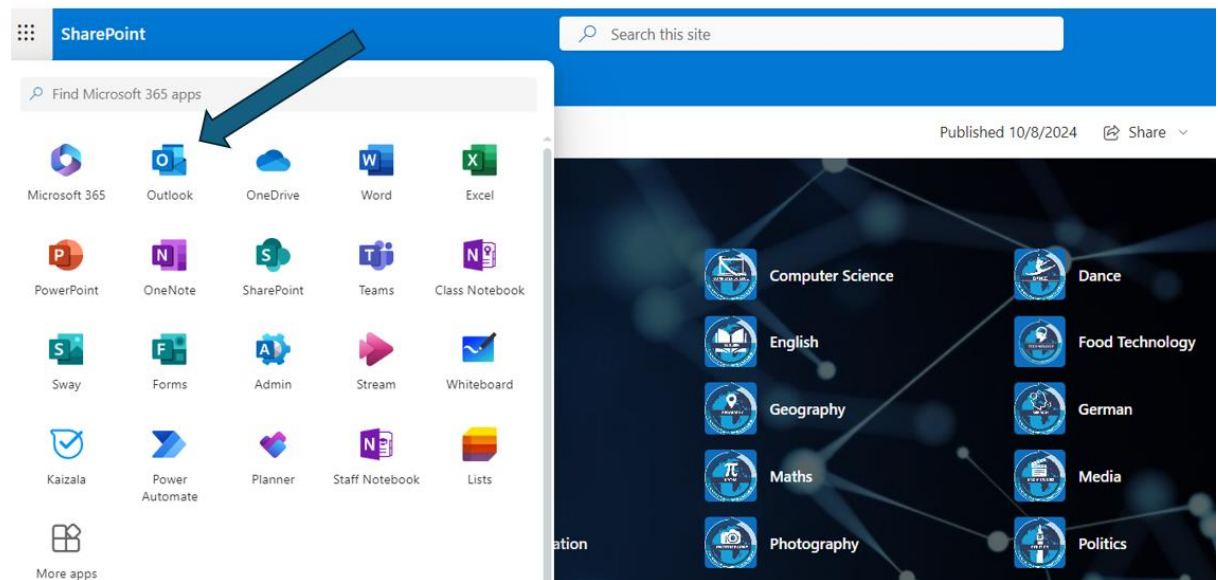
Email address 

Next, students will need to **log on to their school email**.

This can be accessed again from the school main website page, clicking on the **'Digital Learning Hub'** icon at the top on the right-hand side.



From there the **grid** which will show all the Office 365 APPs including **'Outlook'** where the school email is located.



Commitment, **O**pportunity, **R**espect & **E**xcellence
for all and in all that we do

5. Students will receive an email from G4S asking them to set a new password.

This must be not be the same as their school password and one that they can remember.

6. Once the new password has been created students should download the G4S APP from their device's APP Store and log on using their school email address and the newly created password.

If students require any further assistance please contact ICT Helpdesk helpdesk@northleamington.co.uk